

NewYorkBridges (V3.6)

Flight created on 27.01.2019 (25.09.2023 V3.5 English)
Last update: 24.12.2023 (Untranslated texts correctly translated.)

This flight works only with P3dV5 and P3dV6.

For P3dV4, go to <https://andi20.ch/p3d/> and download version 2.6.

Estimated flight time: 30-45min.

Difficulty: Easy - Hard (Adjustable at the beginning).

Tasks: This flight is available in 5 variants.

- 1) Leisurely sightseeing flight
 - 2) Fly under 13 bridges (without collision)
 - 3) Fly under 13 bridges (with collision damage)
 - 4) Time race through 26 checkpoints with F-22 Raptor
 - 5) Time race through 26 checkpoints with Electra 10A
-

Introduction:

How did the song lyrics go again?

"You've got to fly under 7 bridges, survive 7 hairy moments, 7 times you'll be ashes, but once the flight will work out just fine."

Or something like that...

(Explanation for English speakers: "Über sieben Brücken musst du gehen" is a very famous German song, from 1978, by the GDR rock band Karat).

On this flight, you won't have to cross 7 bridges, but fly under 13 bridges.

Start of the flight:

At the beginning you can choose from 5 different variants:

Variant 1) Make a comfortable sightseeing flight in New York.

Variants 2+3) Try to fly under 13 bridges.

Because the collision detection of the bridges does not work properly, I chose another solution:

Turn off collision detection in the options

(Options/General/Realism, select "Ignore crashes and damage" in the upper right corner).

With variant 3 the plane will take damage when you touch the bridges or the water.

- - - - -

Don't get confused, there is a road under many bridges.
Take the Whitestone Bridge, for example:
You see the white bar under the bridge?
That's a road.



These "roads" do not apply when flying under the bridges, because actually they are not present.

In P3dV5 probably simply all roads from the new image database were inserted, thereby it was forgotten to lead these roads over the bridges.

I hope, with the next fix this bug will be fixed.

- - -

Unfortunately, up to and with P3dV6 this bug was not fixed yet, worse, 3 bridges were removed.

That's why only green and red zones are visible at this point.

Fly through the green zone without touching the red areas, then you have correctly flown under this bridge.

(By the way, you can easily see from the zones how I build my missions:

I only make visible here what my mission triggers usually start).

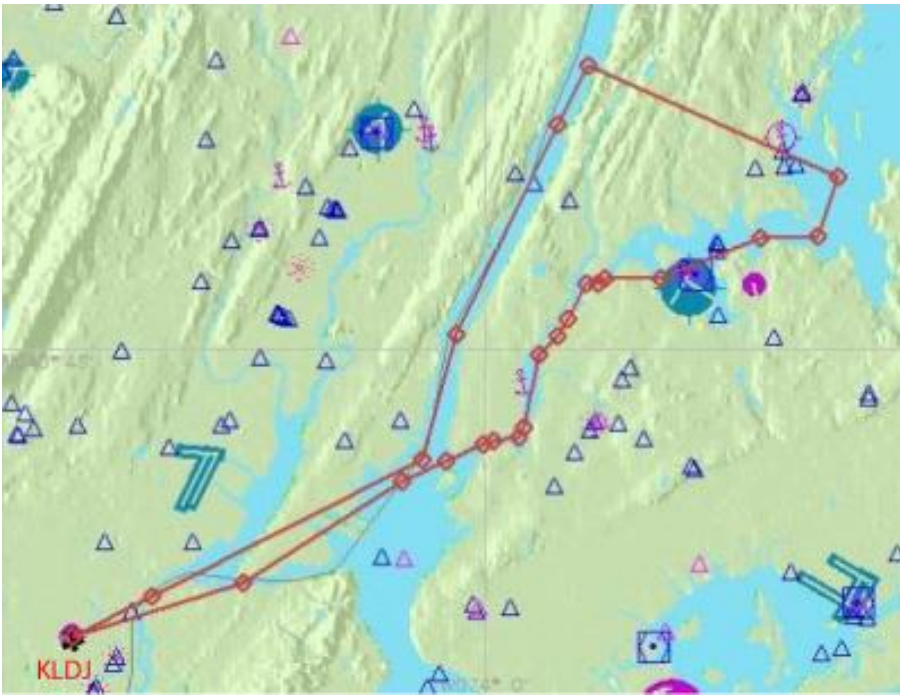
- - - - -

Variants 4+5) Make a time race through 26 checkpoints (either with F-22 Raptor, or with Electra 10A).

Inactive checkpoints are red, the next 2 checkpoints are green.

Description of the route for variants 1,2,3:

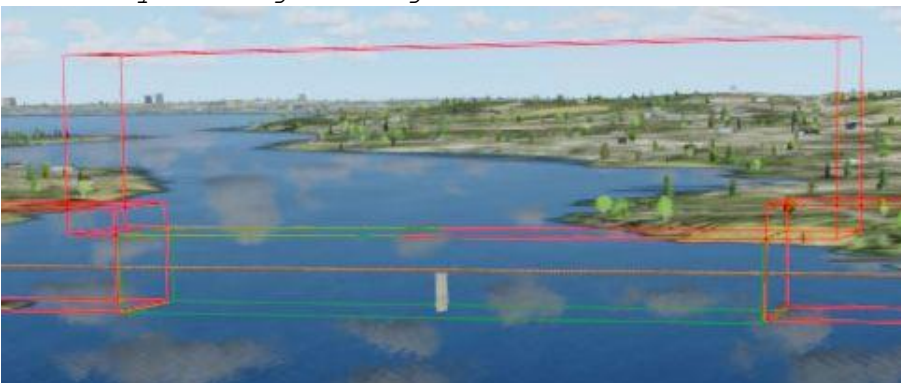
You are in the parking area of Linden Airport (KLDJ). Take off from runway 9 and fly heading 086.



Bridge 1: The first thing you do is fly under the Bayonne Bridge.



From P3dV5Fix and newer, the bridge is no longer visible. Just fly through the green area.



(More bridges have disappeared, there are also areas faded in, so fly through the green area).

Now fly heading 070 until you hit the Statue of Liberty. After the Statue of Liberty fly heading 080 to the next bridge.



Bridge 2: You will now fly under the Brooklyn Bridge. Stay low, the next bridge is just behind it.



Bridge 3: Fly under the Manhattan Bridge and follow the East River to the left to the next bridge.



Bridge 4: Fly under the Williamsburg Bridge and follow the East River to the next bridge.



The river divides, take the right branch of the river.



Bridge 5: Fly under the Queensborough Bridge, just behind it the next bridge.



Bridge 6: Fly under the Roosevelt Island Bridge and follow the river to the right.



Bridge 7: Fly under the Robert F. Kennedy Bridge, the next bridge is just behind it.



Bridge 8: Fly under the Hell Gate Bridge.



Just after the chimneys fly a tight right turn to the next bridge.



Bridge 9: Fly under the Rikers Island Bridge and turn left, the next bridge is in sight.




Bridge 10: Fly under Whitestone Bridge and turn right to the to the right to the next bridge.



Bridge 11: Fly under the Throgs Neck Bridge.



Turn left, heading 305, until you meet the Hudson River. Follow the Hudson to the left to the next bridge.



Bridge 12: Fly under the George Washington Bridge and continue to follow the Hudson (heading 220) until you see the Statue of Liberty in the distance. Fly towards it and then turn heading 255-260 to the last bridge.



Bridge 13: Fly under the Goethals Bridge and land at nearby Linden Airport (KLDJ).



I hope you enjoyed this flight, if so please give feedback to p3d@andi20.ch . Also send error messages (spelling mistakes, wrong information, etc.) to p3d@andi20.ch, I appreciate any feedback.